

# Wildlife Rehabilitation



## Introduction to Wildlife Rehabilitation



# Wildlife Rehabilitation

What is Wildlife Rehabilitation?  
Wildlife Rehabilitation: Is it for You?  
It's the Law  
Wildlife Rehabilitation Permits



# Introduction to Wildlife Rehabilitation

## What is Wildlife Rehabilitation?

Wildlife Rehabilitation: Is it for You?

It's the Law

Wildlife Rehabilitation Permits



# Introduction to Wildlife Rehabilitation

## What is Wildlife Rehabilitation?

Rescuing, caring for, and arranging for veterinary care of orphaned, sick, displaced or injured wild animals with a goal of releasing them back to their natural habitats



# Introduction to Wildlife Rehabilitation

## What is Wildlife Rehabilitation?

Rescuing, caring for, and arranging for veterinary care of orphaned, sick, displaced or injured wild animals with a goal of releasing them back to their natural habitats

Rescue Rehab Release



# Introduction to Wildlife Rehabilitation

## What is Wildlife Rehabilitation?

Rescuing, caring for, and arranging for veterinary care of orphaned, sick, displaced or injured wild animals with a goal of releasing them **in a way that they may survive** in their natural habitats

Rescue Rehab Release



# Introduction to Wildlife Rehabilitation

## What is a Wildlife Rehabilitator?

A person who obtains or works under the current required government permits and pursues ongoing training and education to engage in the practice of wildlife rehabilitation



# Introduction to Wildlife Rehabilitation

## Wildlife Rehabilitation Involves

- Determining if an animal needs rehabilitation
- Administering first aid
- Taking the animal to a veterinarian
- Administering medication





# Introduction to Wildlife Rehabilitation

## Wildlife Rehabilitation Involves

Caring for the animal (diet, feeding, housing needs)  
Cleaning, cleaning, cleaning and more cleaning  
Monitoring health and growth



# Introduction to Wildlife Rehabilitation

## Wildlife Rehabilitation Involves

Preparing the animal for release

Releasing the animal (selecting site, time)



# Introduction to Wildlife Rehabilitation

## Wildlife Rehabilitation Involves

- Arranging placement or euthanasia if not releasable
- Educating the public
- Resolving human-wildlife conflicts
- Acquiring/Building and repairing cages



# Introduction to Wildlife Rehabilitation

Wildlife Rehabilitation Is Not

All Fun

A Paid Activity

Even a Hobby

An Activity for Children

# Introduction to Wildlife Rehabilitation

## Wildlife Rehabilitation Is Not



# Introduction to Wildlife Rehabilitation

## Misconceptions

Loving wildlife is all that is needed to be a rehabilitator  
Experience with pets qualifies someone to be a rehabilitator

# Introduction to Wildlife Rehabilitation

## Other Misconceptions

Wildlife likes to be petted and loved  
Wildlife appreciates the help we give it

# Introduction to Wildlife Rehabilitation

**Help! I've been captured by monsters!**

We are predators

Flight or Fight

Conservation withdrawal



# Introduction to Wildlife Rehabilitation

## Wild Animals are Not Pets

“Bambi syndrome”

Can you prepare your animal for a free and wild life?

# Introduction to Wildlife Rehabilitation

What is Wildlife Rehabilitation?

**Wildlife Rehabilitation: Is it for You?**

It's the Law

Wildlife Rehabilitation Permits

Wildlife Rehabilitators of North Carolina

# Introduction to Wildlife Rehabilitation

## Benefits to you

Connection with wildlife and nature

Opportunity for learning about  
wildlife

Satisfaction from releasing animal  
back to wild

Personal way to give back to nature

Opportunity to educate others



# Introduction to Wildlife Rehabilitation

Why do people become rehabilitators?

Humane

Environmental

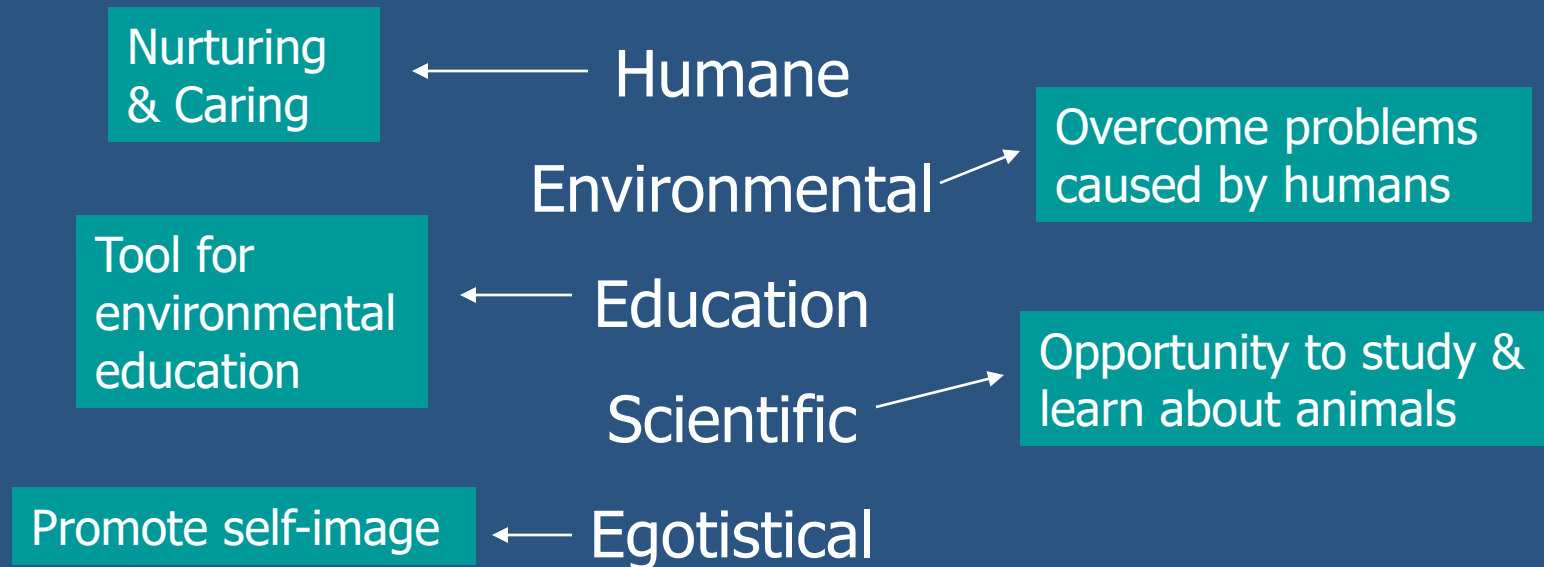
Education

Scientific

Egotistical

# Introduction to Wildlife Rehabilitation

Why do people become rehabilitators?



# Introduction to Wildlife Rehabilitation

What it takes to be a rehabilitator

Time

Money

Emotion

Relationship with a veterinarian

Appropriate setting

Loving animals is not enough

# Introduction to Wildlife Rehabilitation

## Stressors

Petting

Excessive handling

Lack of isolation

Frequent presence of a predator

Strange sights and sounds

Overcrowding

# Introduction to Wildlife Rehabilitation

## Stressors

Hunger and thirst

Lack of habitual food

Exposure to chemicals



# Introduction to Wildlife Rehabilitation

## Other Ways to Help?



Volunteer at a center  
Education Programs  
Answer phone calls  
Transport

# Introduction to Wildlife Rehabilitation

Things You Need to Know...

and will begin learning in this course

Getting Supplies & Services

Wildlife Rescue, Capture & Restraint

Natural History



# Introduction to Wildlife Rehabilitation

## Things You Need to Know...

and will begin learning in this course

Handling Wildlife Nuisance Situations

Admissions & Record Keeping

Cleaning, Sanitation & Disease Transmission

Zoonosis



# Introduction to Wildlife Rehabilitation

## Things You Need to Know

Caging Types & Minimum Requirements  
Nutrition, Nutritional problems  
Release Issues & Requirements  
Euthanasia



# Introduction to Wildlife Rehabilitation

## Things You Need to Know

Caging Types & Minimum Requirements

Nutrition, Nutritional problems

Release Issues & Requirements

Euthanasia

# Introduction to Wildlife Rehabilitation

## Euthanasia

Euthanasia is:

A good and painless death

The deliberate ending of the life of an individual suffering from an incurable or painful disease

The ultimate gift of mercy to a wild creature doomed by its injuries

# Introduction to Wildlife Rehabilitation

## Placement

Placing a non-releasable  
animal in permanent captivity



# Introduction to Wildlife Rehabilitation

## Considerations for placing a non-releasable animal

Type and quality of the facility

Temperament of the animal

Rarity of the species

Will the animal in captivity have psychological health, physical comforts, security, proper diet, and companionship?



# Introduction to Wildlife Rehabilitation

## Euthanasia

Criteria for methods:

Ability to induce loss of consciousness and death  
without causing pain, anxiety, or apprehension

# Introduction to Wildlife Rehabilitation

## Pentobarbital



Schedule II drug. Directly depresses motor cortex causing general muscle relaxation

# Introduction to Wildlife Rehabilitation

## Pentobarbital

### Advantages:

Rapid, smooth injection of unconsciousness  
Usually aesthetically acceptable

### Disadvantages:

IV administration necessary for best results  
Requires DEA license  
High potential for human abuse

# Introduction to Wildlife Rehabilitation

## Other Acceptable Methods

Carbon Dioxide (CO<sub>2</sub>)

Cervical dislocation

Gunshot



# Introduction to Wildlife Rehabilitation

Methods considered inhumane or unacceptable

Kill Traps

Drowning

Electrocution

Freezing

Air embolism

Cyanide

Nitrogen or argon gas

Strychnine

Acetone

Thoracic compression

# Introduction to Wildlife Rehabilitation

What is Wildlife Rehabilitation?  
Wildlife Rehabilitation: Is it for You?

**It's the Law**

Wildlife Rehabilitation Permits

# Introduction to Wildlife Rehabilitation

## Wildlife Rehabilitation Permit

A permit, license or other written authorization issued by a federal, state, or provincial government agency authorizing the temporary possession of wildlife for the purpose of rehabilitation and eventual release back to the wild

# Introduction to Wildlife Rehabilitation



It's the Law



All birds are federally protected except for Pigeons,  
Starlings and English Sparrows

It is illegal to have them in your possession





# Introduction to Wildlife Rehabilitation

Without a permit it is illegal to

Own a mounted/stuffed songbird, bat,  
game or furbearing mammal

Possess orphaned birds and animals

Possess a feather of a protected species

Collect bird nests and bird eggs



# Introduction to Wildlife Rehabilitation

What is Wildlife Rehabilitation?  
Wildlife Rehabilitation: Is it for You?  
It's the Law

**Wildlife Rehabilitation Permits**

# Introduction to Wildlife Rehabilitation


## Rehabilitation Permits

NC Wildlife Rehabilitation Permit

NC Fawn Permit

Federal Permit –

Rehabilitate federally protected  
species

			
<b>APPLICATION</b> Captivity License for Wildlife Rehabilitation Apprentice			
<small>This application is for individuals applying for a captivity license for rehabilitation that have never held this license in North Carolina or a similar license in another state. Please complete all sections of this application and return to the address listed below. Incomplete applications will be returned.</small>			
<b>Part I: Applicant Information</b>			
Applicant's Name: _____ (Last) _____ (First) _____ (M. Initial) _____ (Date of Birth (required))			
Resident Address: _____ (Street) _____ (City) _____ (State) _____ (Zip Code)			
Mailing Address: _____ (PO Box or Street) _____ (City) _____ (State) _____ (Zip Code)			
Facility Location: _____ (Street) _____ (City) _____ (State) _____ (Zip Code)			
Telephone #: ( ) _____ Email: _____ Country: _____			
Organization Affiliation (if applicable) _____			
<b>Part II: Mentor Information</b>			
I am willing to serve as the mentor for the above-named rehabilitator and will be available to provide professional assistance in the rehabilitation of wildlife.			
Name of Mentor (please print full name) _____ Signature of Mentor _____ Rehabilitation License # _____			
<b>Part III: Applicant Signature</b>			
I hereby certify that all information contained herein is true and accurate to the best of my knowledge. I have read and understand the rules and statutes pertaining to the possession of wildlife in North Carolina, under 15A N.C. 104-1401 - 1406 and G.S. 113-272.5 and 113-275 and agree to abide by these regulations. I understand that if I am issued a Captivity License for Rehabilitation of squirrels, rabbits, and opossums, I will be responsible for the humane and ethical treatment of all wildlife obtained under that license and that additional state licenses may be required. I also understand that the Commission may suspend or revoke my license and confiscate all wildlife in my possession should I violate any of these regulations or the conditions listed on my license.			
Applicant's Signature _____ Date _____			
<small>Make check or money order for \$12.00 payable to NCRWC. Price includes \$2.00 transaction fee as mandated by G.S. 113-270.1B. A service charge of up to \$25 will be charged on returned checks (GS 25-3-506). Mail completed application with fee to:</small>			
NC Wildlife Resources Commission License Section 1707 Mail Service Center Raleigh, NC 27699-1700			

# Introduction to Wildlife Rehabilitation

## Education Permits

State & Federal Possession Permits-  
Possession of live migratory birds for education

State permit & USDA License-  
possession of live mammals for education

Other Permits: Salvage

# Introduction to Wildlife Rehabilitation

## Permit Application

NC Wildlife Resources  
Commission website:  
[www.ncwildlife.org](http://www.ncwildlife.org)



### APPLICATION Captivity License for Wildlife Rehabilitation Apprentice

*This application is for individuals applying for a captivity license for rehabilitation that have never held this license in North Carolina or a similar license in another state. Please complete all sections of this application and return to the address listed below. Incomplete applications will be returned.*

Part I: Applicant Information			
Applicant's Name:	_____ (Last)	_____ (First)	_____ (M. Initial) _____ (Date of Birth (required))
Resident Address:	_____ (Street)	_____ (City)	_____ (State) _____ (Zip Code)
Mailing Address: <small>(if different from resident)</small>	_____ (PO Box or Street)	_____ (City)	_____ (State) _____ (Zip Code)
Facility Location: <small>(if different from resident)</small>	_____ (Street)	_____ (City)	_____ (State) _____ (Zip Code)
Telephone #: ( ) _____	Email: _____	County: _____	
Organization Affiliation (if applicable) _____			
Part II: Mentor Information			
I am willing to serve as the mentor for the above-named rehabilitator and will be available to provide professional assistance in the rehabilitation of wildlife.			
Name of Mentor (please print full name) _____		Signature of Mentor _____	Rehabilitation License # _____
Part III: Applicant Signature			
I hereby certify that all information contained herein is true and accurate to the best of my knowledge. I have read and understand the rules and statutes pertaining to the possession of wildlife in North Carolina, under 15A NCAC 10H .1401 - .1406 and G.S. § 113-272.5 and 113-275 and agree to abide by these regulations. I understand that if I am issued a Captivity License for Rehabilitation of squirrels, rabbits, and opossums, I will be responsible for the humane and ethical treatment of all wildlife obtained under that license and that additional state licenses may be required. I also understand that the Commission may suspend or revoke my license and confiscate all wildlife in my possession should I violate any of these regulations or the conditions listed on my license.			
Applicant's Signature _____		Date _____	

*Make check or money order for \$12.00 payable to NCWRC. Price includes \$2.00 transaction fee as mandated by G.S. 113-270.18. A service charge of up to \$25 will be charged on returned checks (GS 25-3-506). Mail completed application with fee to:*


NC Wildlife Resources Commission License Section  
1707 Mail Service Center  
Raleigh, NC 27699-1700

# Introduction to Wildlife Rehabilitation

Applicant information →

Mentor information →

Signature →



## APPLICATION Captive License for Wildlife Rehabilitation Apprentice

*This application is for individuals applying for a captive license for rehabilitation that have never held this license in North Carolina or a similar license in another state. Please complete all sections of this application and return to the address listed below. Incomplete applications will be returned.*

Part I: Applicant Information				
Applicant's Name:	_____ (Last)	_____ (First)	_____ (M. Initial)	_____ (Date of Birth (required))
Resident Address:	_____ (Street)	_____ (City)	_____ (State)	_____ (Zip Code)
Mailing Address: <small>(if different from resident)</small>	_____ (PO Box or Street)	_____ (City)	_____ (State)	_____ (Zip Code)
Facility Location: <small>(if different from resident)</small>	_____ (Street)	_____ (City)	_____ (State)	_____ (Zip Code)
Telephone #: ( ) _____	Email: _____		County: _____	
Organization Affiliation <small>(if applicable)</small> _____				
Part II: Mentor Information				
I am willing to serve as the mentor for the above-named rehabilitator and will be available to provide professional assistance in the rehabilitation of wildlife.				
Name of Mentor (please print full name)		Signature of Mentor		Rehabilitation License #
_____		_____		_____
Part III: Applicant Signature				
I hereby certify that all information contained herein is true and accurate to the best of my knowledge. I have read and understand the rules and statutes pertaining to the possession of wildlife in North Carolina, under 15A NCAC 10H .1401 - .1406 and G.S. § 113-272.5 and 113-275 and agree to abide by these regulations. I understand that if I am issued a Captivity License for Rehabilitation of squirrels, rabbits, and opossums, I will be responsible for the humane and ethical treatment of all wildlife obtained under that license and that additional state licenses may be required. I also understand that the Commission may suspend or revoke my license and confiscate all wildlife in my possession should I violate any of these regulations or the conditions listed on my license.				
Applicant's Signature _____			Date _____	

*Make check or money order for \$12.00 payable to NCWRC. Price includes \$2.00 transaction fee as mandated by G.S. 113-270.1B. A service charge of up to \$25 will be charged on returned checks (GS 25-3-506). Mail completed application with fee to:*

NC Wildlife Resources Commission License Section  
1707 Mail Service Center  
Raleigh, NC 27699-1700

# Introduction to Wildlife Rehabilitation

The End